

CHAPTER-XIX

AUDITED ANNUAL ACCOUNTS

The annual accounts for the year 1998-99 of Indian Council of Forestry Research and Education, Dehra Dun were audited by M/s S.K. Matta Garg & Co., Chartered Accountants of Dehra Dun.

The details of the audited accounts alongwith the auditors report for the year 1998-99 are presented in the following pages.

AUDITORS REPORT

We have examined the Balance Sheet of Indian Council of Forestry Research & Education, Dehradun on 31st March, 1999, and also the relevant Income & Expenditure Account and Receipt and Payment Account for the year ended on 31st March, 1999, which are in agreement with the books of accounts maintained by the council.

1. Subject to observations given in Annexure "1" we have obtained all the information and explanations which to the best of our knowledge and belief were necessary for the purpose of audit.
2. Subject to observations given in Annexure "2", in our opinion proper books of accounts have been kept by the council so far as appears from our examination of the books.
3. Subject to observations given in Annexure "3" in our opinion and to the best of our information and according to the explanation given to us, the said accounts, give a true & fair view in case of:
 1. the Balance Sheet of state of affairs of the above named council as on 31st March, 1999;
 2. the Income & Expenditure Account of the surplus of the accounting year ended on 31st March, 1999;
 3. the Receipt & Payments Account of the receipt & payments for the year ended 31st March, 1999.

PLACE: DERHADUN
DATED:



FOR MATTA GARG & CO.,
CHARTERED ACCOUNTANTS,

S.K. MATTA)
PARTNER

INDIAN COUNCIL OF FORESTRY RESEARCH & EDUCATION, DEHRADUN

Balance Sheet as on 31st March, 1999

Prev. Year	Liabilities	Amount	T. Amount	Prev. Year	Assets	Amount	T. Amount
	Capital and Building Fund				Fixed Assets		
856,821,144	As per Annexure 8		889,821,144.00	964,986,296	As per Annexure 12		1,871,441,879.32
	General Fund				Building Works in progress		
737,028,733	As per Annexure 8		1,119,848,842.43	180,069,450	As per Annexure 13		139,618,878.90
	Current Liabilities				Advance for Capital expenditure		
50,773,562	As per Annexure 10		11,691,637.56	177,828,978	As per Annexure 14		384,918,213.00
	Amount Payable to PAO				Current Assets, Loans & Advances		
170,373	As per Annexure 11		178,883.00		A. Current Assets		
	Amt. Payable to Controller, ICFRE				1) Cash in hand		
	As per Annexure 20		47,807,888.00	336,212	As per Annexure 4	317,874.34	
				84,136,788	2) Cash at Bank		
					As per Annexure 6	110,427,482.71	
				214,866,005	3) Fixed deposit receipt		
					As per Annexure 8	268,793,985.00	
				3,782	4) Cheques in hand	229,808.27	
				47,540	5) DD in hand	47,540.00	386,816,848.32
				24,054,000	Grants-in-Aid receivable during 98-99	3,300,000.00	
					Money in transit (NABARD)	294,121.00	3,884,121.00
					B. Loans and advances		
					1) Payments Recoverable from PAO (F. New Debt)		
				7,785,381	As per Annexure 15	8,108,982.00	
				11,378,728	2) Advances Recoverable from staff		
					As per Annexure 16	14,723,958.15	
				10,008,400	3) Other Advances		
					As per Annexure 17	22,361,881.00	
				2,270,145	4) Amount Recoverable from Controller of accounts, ICFRE		
					As per Annexure 18	6,974,064.00	81,186,796.16
1,847,883,812.86	Total		2,837,443,864.89	1,847,883,812.86	Total		2,837,443,864.89



Annexures 1 to 20 form an integral part of the Balance Sheet

AUDITOR'S REPORT

As per our separate report of even date annexed

FOR
MUTTA GARG & COMPANY
CHARTERED ACCOUNTANTS



(S.K. Mitta)
Partner

FOR & ON BEHALF OF I.C.F.R.E.

(Signature)

(M.K. Sharma)
Director General

(Signature)
(Ram Hol)

Dy. Director General (Admin)

(Signature)
(H.K. Salooni)
Financial Advisor &
Chief Accounts Officer

PLACE : DEHRADUN

DATED : 01st DECEMBER 1999

INDIAN COUNCIL OF FORESTRY RESEARCH & EDUCATION, DEHRADUN
Income & Expenditure Account for the year ended on 31st March, 1999

Prev. Year	Expenditure	Amount	T. Amount	Prev. Year	Income	Amount	T. Amount
	NON-PLAN				GRANT-IN-AID		
40,199,713	Salary	46,329,396.00		69,746,000	NON-PLAN	95,000,000.00	
28,356,547	Research	49,659,098.00		24,054,000	Grant receivable	-	
12,147,940	Kendrya Vidyalya Sangathan	10,000,000.00	194,983,444.00				
	PLAN			200,000,000	PLAN	480,000,000.00	
64,742,073	Salary	67,718,613.00		6,400,000	Add Grant recd. in advance last year	-	675,000,000.00
37,381,672	Research	46,387,278.00					
	Non-Research						
	Travelling Expenses						
4,215,746	Research	3,141,385.50		4,000,000	NON-PLAN	6,700,000.00	
691,155	Non Research	1,633,000.00			-p- Grant Receivable	3,300,000.00	
	Office Expenses			11,000,000	PLAN	18,000,000.00	
19,304,598	Research	22,796,805.60		327,400,000	PREEP	228,000,000.00	
18,287,328	Non Research	17,653,783.54			RURAL DEVELOPMENT PROJECT	1,758,000.00	
21,260	Scholarship/fellowship/Cash award	35,000.00		937,075	NABARD	211,432.00	
	Publications	83,150.00			HIMALAYAN PINE PROJECT	1,696,000.00	231,665,432.00
116,082	Forest Education (Universities)	18,000,000.00		6,800,000	Amount received from Revenue etc	-	
	M & S (Lab. Cont.)	677,194.50		690,000	ENVIS	-	
395,696	Minor Works & Maintenance	17,952,337.85		150,000	ANR/VP/DC	-	
20,832,918	Pension Fund	30,000,000.00		142,818	Exchange Fluctuation		
5,000,000	Audit Fees	-	246,078,387.79		SBI, New York Bank		176,626.74
10,000							
	EXPENDITURE				FOREIGN EXCHANGE RECEIPTS		
1,816,018	INDIAN COMPONENT	357,694.00		142,818	Bamboo Agro Forestry - NBAR	46,956.00	
35,689	Rural Development Expenses	18,742.00		101,807	Medical Plant - IDRC	23,300.00	
	UP Paystern Expenses	25,000.00		2,383,500	UNDP	1,794,861.00	
	AICPI Course Expenses			2,859,185	FORD FOUNDATION - FFM	-	
217,430	ENVIS Expenses	322,694.00					1,866,177.00





70,159	ANR/UPFD Expenses	1,650,159.00					
878,590	NABARD Expenses (ICFRE Contribution)	904,719.50					
	NCL Expenses	2,989.00					
3,593,126	UNDP expenses	1,441,651.00		4,724,027.50			
	FOREIGN COMPONENT						
210,393	Bamboo Agr. Tech. Expenses-IDRC	273.00					
	FORTIF/FAO Expenses	17,700.00					
85,224	Forest Productivity Tech.	396,754.00					
403	Survey, Indigenous Poplar	962,632.00					
769,231	Eco-Rehabilitation (IDRC) Expenses	337,600.00					
	UNDP Dolar A/C	35,460.00					
	FORSPA Expenses	589,021.00					
1,468,155	Ford Foundation Expenses	589,865.00					
109,073	Himalayan Pine Project	589,021.00					
1,890,052	UNDP Expenses	3,262,370.95					
116,928	Medical Paras IDRC						
41,247	NEMM Project						
145,176,352	World Bank Expenses	6,211,795.95					
	As per Annexure - 18	148,656,336.32					
6,800,000	Grant-in-Aid from Revenue to Plan	18,300,000.00					
	Contribution from Revenue to Pension Fund	4,200,000.00					
	International Training	100.00					
	Bank Commission						
	Surplus, Excess of Income over expenditures						
227,602,869		33,579,914.43					
653,730,764		847,739,126.99					
	Total						
					7,123,450		11,031,894.87
					Revenue Receipts		
					Difference in Opening balance due to rounded off paise		6.38


AUDITORS REPORT


As per our separate report of even date annexed

FOR & ON BEHALF OF I.C.F.R.E.

FOR
MATYA GARG & COMPANY
 CHARTERED ACCOUNTANTS

 (S.K. Mathur)
 Partner

 (M.K. Sharma)
 Director General

 (Ram Hari)
 Dy. Director General (Admin)

 (N.M. Balooni)
 Financial Advisor &
 Chief Accounts Officer



PLACE : DEHRAUN
 DATED : 27 DECEMBER 1995

INDIAN COUNCIL OF FORESTRY RESEARCH & EDUCATION, DEHRADUN

Receipts and Payments Account for 1998-99

Prev. Year	Receipts	Amount	T. Amount	Prev. Year	Payments	Amount	T. Amount
	Opening balances as on 1-4-98						
397,615	Cash in hand	338,212.00		43,698,313	Non-Plan Salary	45,329,366.00	
	As per Annexure 1			41,753,747	Research	49,659,088.00	
108,306,211	Cash at bank	84,136,789.00		12,471,940	Non-Research	10,000,000.00	104,988,454.00
	As per Annexure 2				Kendrya Vidyalyaya Sangathan		
	FDRs				Plan		
143,658,180	As per Annexure 3	214,866,005.00		67,794,773	Research	67,719,513.00	
	D.D. in hand	47,540.00		39,087,972	Non-Research	45,387,278.00	
	Cheques in hand	3,792.00			Salary		
			299,392,338.00		Travelling Expenses		
142,818	Amount of Increase due to Foreign Exchange Fluctuation		176,828.74	4,215,746	Research	3,141,365.50	
				691,155	Non-Research	1,633,080.00	
	Grant-in-Aid				Office Expenses		
68,746,000	Non-Plan	95,000,000.00		18,347,019	Research	22,796,805.80	
	Revenue Account			18,344,905	Non-Research	17,653,763.54	
200,000,000	Revenue during 1997-98	24,054,000.00		21,260	Scholarship/Fellowship/Cashward	35,000.00	
6,800,000	Plan	480,000,000.00			Publications	63,150.00	
				116,092	Forest Education (Universities)	18,000,000.00	
4,800,000	Forest Education	6,700,000.00		11,000,000	M & S (Lab. Contl.)	677,194.50	
	Non-Plan			395,698	Minor Works & Maintenance	17,952,337.85	216,078,587.78
11,000,000	Revenue	3,300,000.00		6,602,159	Pension Fund	30,000,000.00	
327,400,000	Plan	18,000,000.00		10,000	Audit Fees	10,000.00	10,000.00
					Capital Expenses (P/LAM)	3,237,350.50	
937,075	Rural Development Project	228,000,000.00		324,300	Scientific equipments	392,821.00	
	NABARD	1,758,000.00		559,526	Office equipments	15,313.00	
680,000	ENVISIS	211,432.00		439,596	Furniture & Fixture		
150,000	ANRUPFDC		887,823,432.00				
	Foreign Exchange Receipts						
142,919	- Bamboo Agro Forestry - INBAR	48,966.00					
101,807	- Medicinal Plant - IDRC	23,360.00					
2,393,500	- UNDP	1,794,961.00					
2,859,185	- FORD Foundation		1,866,177.00				
	International Training (FREEP)		6,160,000.00				



	Bio-Technology	65,000.00		1,271,377	Books & Journals	539,929.31	
	Handicraft Consultancy	200,000.00		21,916	Tools & Equipments	1,471.00	
	Himalayan Pine Project	1,695,000.00		4,195,600	Building & Roads	7,484,312.00	11,671,196.81
	UGC (JRF)	5,000.00	1,966,000.00				
	Interest on FDR's			800,000	Advance Payments		
	UNDP Dollar Account	46,948.76		(a) CCU		182,500,000.00	
	FAO Account	16,925.00		(b) CPMD		24,789,450.00	
	Himalayan Pine Project	303,000.00		Civil			
	IDRC	3,35,221.00		11,892,913	Electrical		
	Less paid	3,10,901.00		5,000,000	Building & Roads		
				22,270,804	(c) Journals		
				14,507	(d) DAVP		
				500,000	(e) Consultancy Advance		
				--- 3,000			
1,534,412	Refund of LC		2,423,773.00	(59,971)	Security/EMD		
27,771,349	Revenue Receipts		14,934,931.00		Amount Recoverable from staff	6,098,968.00	
	(a) Controller of Accounts				Forest Advance	6,027,470.50	
7,123,450	(b) Other units		11,031,984.87	296,913	Less Recovered		61,487.50
	Amount received for Training						
	- SAIL	200,000.00				2,051,820.00	
390,365	Less expenses	221,133.00	(21,133.00)	628,615	Festival Advance	1,792,120.00	
	Nursery Tech. Course	75,000.00			Less Recovered	9,150.00	250,650.00
	Less expenses	25,101.00					
	SERC Training Course	3,000.00		116,015	Car Advance	450,205.00	
	Less expenses	3,000.00	49,899.00		Less Recovered	473,379.00	
	Seed Technology Course	77,000.00			Less Recovered (MB)	46,740.00	(89,914.00)
	Less expenses	43,066.00	33,834.00		Scooter Advance	1,106,043.00	
	Training Fees	140,890.00			Less Recovered	1,021,088.00	
	Less expenses	9,823.00	130,867.00		Less Recovered (MB)	50,206.00	34,749.00
66,154	IFS Compulsory Course			120,143	Cycle Advance	186,000.00	
	Amount received from-				Less Recovered	141,052.00	44,948.00
	Agro Technology	514,000.00		105,738	HBA	2,643,878.00	
	Less expenses	1,690.00	612,320.00		Less Recovered (MB)	873,070.00	
	INBAR	175,513.00		81,191	T.A. Advance	2,572,822.00	
	Less expenses	151,740.45	23,772.86	(12,435)	Less Recovered	2,141,800.00	431,022.00
					LTC Advance	588,324.00	
					Less Recovered	506,597.00	81,727.00



949,123,059							
Total							
949,123,059	1,281,720,256.55	949,123,059					1,281,720,256.55

AUDITOR'S REPORT

As per our separate report of even date annexed

FOR & ON BEHALF OF I.C.F.R.E.



FOR
MATTIA GARG & COMPANY
 CHARTERED ACCOUNTANTS
 (S.K. Mattia)
 Partner

(Signature)
 (M.K. Sharma)
 Director General

(Signature)
 (Ram Hrid)
 Dy. Director General (Admin)

(Signature)
 (N.J. Balooni)
 Financial Advisor &
 Chief Accounts Officer

PLACE : DEHRADUN
 DATED : 27th DECEMBER 1998

Letter of Credit	21,689,993.00	14,769,965.00
Made during the year (MB)	6,899,028.00	
Less matured (MB)		
Amount paid to other offices		
(23,265)		
Closing Balances	317,874.34	
Cash in hand		
As per Annexure - 4	116,427,462.71	
Cash at Bank		
As per Annexure - 5	289,793,985.00	
FDRs		
As per Annexure - 8	189,362.90	
Cheques in hand (MB)	40,443.37	
Cheques in hand (FORSPA)	47,540.00	
DD's in hand		
Grants-in-Aid Receivable	388,816,688.32	
Money in transit (NABARD)	294,121.00	

Controller of Accounts - Fund Account

Particulars	Amount	Total Amount	
Amount received from DDO's:-			
GSLIS Subscription	1,166,451.00		
GPF Subscription	27,720,393.00		
Pension Contribution	8,414,716.00	37,301,560.00	
Revenue receipts from ICFRE		10,300,000.00	
Pension Fund from ICFRE		30,000,000.00	
Interest Receipts		14,934,931.00	
Amount transferred from other offices:-			
PAO (F) - GPF Balance	7,774,401.00		
M.P. Govt. - Pensionary Benefits	586,344.00	8,360,745.00	
Total Receipts			100,897,236.00
GSLIS Subscription paid to LIC		1,252,576.00	
Amount paid to DDO's:-			
GPF Reimbursement to DDO's	11,753,371.00		
GPF Final Payment	5,337,039.00		
GPF Part Final Payment	8,807,873.00		
R.G./Pension	7,335,057.00	33,233,340.00	
Pensionary Benefits		15,974,915.00	
Total Payments			50,460,831.00
Closing Balance			50,436,405.00



Annexure 1 of cash balance as on 1-4-98

DDO (Admin)	10,329.00
UNDP	2,337.00
Bangalore	77.00
Jabalpur (Ford foundation)	21,926.00
Jabalpur	33,729.00
Jodhpur	16,319.00
Jorhat	4,061.00
Ranchi	225.00
Allahabad	5,905.00
Chhindwara	1,011.00
F.R.I. (AO)	43,666.00
Botany Division	19,171.00
Forest Product Division	34,132.00
RS & M Division	852.00
Silviculture Division	37,694.00
Silviculture (Pine Project)	14,223.00
WORLD BANK	
DDO (Admin)	4,412.00
Bangalore	30,814.25
Jabalpur	63.00
Jorhat	1,491.00
Allahabad	5,699.76
F.R.I. (AO)	12,102.00
Botany Division	14,083.00
Forest Product Division	12,028.00
RS & M Division	4,324.00
Silviculture Division	7,538.00
Total	338,212.01



Annexure 2 of Bank balances as on 1-4-98

Account No.		
4524	DDO (Admin)	413,237.00
2859	Revenue	2,832,067.00
155A	DDG (A)	5,391,589.00
155	DDG (A)	40,444.00
3498	Controller (Pension Cell)	224,203.00
3491	-do-	54,845.00
3661	-do-	353,014.00
3470	-do-	432,315.00
3660	-do-	1,821,395.00
3354	UNDP	253,322.00
3482	-do-	81,797.00
155C	-do-	96,687.00
111-SBI	(NewYork)- UNDP	304,783.00
7327	Coimbatore	1,003,823.00
4730	Bangalore	152,428.00
4883	-do-	793,984.00
597	Jabalpur (ford foundation)	2,224,241.00
101	Jabalpur	464,555.00
102	-do-	(60,810.00)
598	-do- (IDRC)	250.00
868	-do- (UNDP)	59,893.00
14052	Jodhpur	6,255.00
50135	-do-	9,559.00
28085	-do- (RDP)	2,500.00
3499	-do- (UNDP)	273,040.00
17026	-do- (revenue)	790,886.00
2946	Jorhat	71,080.00
4034	-do- (UNDP)	505,140.00
3365	-do- (IDRC)	20,369.00
3153	-do- (revenue)	61,909.00
12409	Ranchi	673,786.00
11385	-do-	14,039.00
8665	(Allahabad Bank) -do-	16,439.00
	SBI Current Account -do-	500.00
12356	Ranchi (Revenue)	110,047.00
13029	Shimla (UNDP)	47,246.00
	-do- (Plan)	95,382.00
6606	-do- (revenue)	32,623.00
1232	Allahabad	70,913.00
101	-do- (revenue)	245,333.00
823	-do- (UNDP)	7,308.00



5858	Chhindwara	506,907.00
6035	-do- (revenue)	67,778.00
10642	Hyderabad	189,363.00
2838	FRI (A.O.)	465,909.00
2786	-do- (revenue)	1,792,924.00
2841	Botany Division	199,202.00
2840	Forest Product Division	247,399.00
20973	RS&M Division	4,542.00
2839	Silviculture Division	1,678,601.00
4430	Silviculture (Pine Project)	1,303,179.00
World bank		
3725	DDO (World bank Project)	20,907,036.42
4525	DDO (Admin)	1,556,241.98
8901	Coimbatore	2,635,769.00
5574	Bangalore	5,270,224.80
654	Jabalpur	3,653,124.00
709	do (Revenue)	26,334.00
14054	Jodhpur	7,322,271.00
3810	Jorhat	932,662.92
13266	Ranchi	1,691,331.00
13032	Shimla	1,911,958.00
1231	Allahabad	1,476,320.89
6307	Chhindwara	132,493.00
10653	Hyderabad	114,616.60
4185	FRI (A.O.)	9,409,462.00
4186	Botany Division	430,401.00
4193	Forest Product Division	103,793.00
21266	RS&M Division	5,157.50
4190	Silviculture Division	109,374.00
Grand Total		84,136,789.11

Annexure 3 of Fixed Deposits as on 1-4-98

DDO (Admin) (IDRC)	500,000.00
Controller of Accounts (Pension)	201,958,832.00
TDR New York Bank (UNDP)	1,026,000.00
Jodhpur (FAO)	228,144.00
Jorhat (Revenue)	131,000.00
Silviculture (Pine Project)	5,000,000.00
DDO (World Bank)	22,029.00
Coimbatore (World Bank)	6,000,000.00

214,866,005.00



Annexure 4 of cash balance as on 31-3-99

DDO (Admin)	39,442.00
UNDP	458.20
Bangalore	1,435.75
Jabalpur (Ford Foundation)	322.00
Jabalpur	11,074.00
Jodhpur	20,079.00
Jorhat	3,950.00
Ranchi	40.30
Allahabad	295.33
Chhindwara	3,064.00
AO, FRI	33,353.60
Botany Division	5,870.00
Forest Products Division	23,747.00
RS & M Division	3,121.00
Silviculture Division	514.00
Silviculture (Pine Project)	9,781.00
World Bank	
DDO (Admin)	21,213.00
Bangalore	48,483.40
Jabalpur	1,828.00
Jodhpur	25,966.00
Jorhat	981.00
Ranchi	26.00
Allahabad	10,368.76
Chhindwara	25.00
A.O, FRI	8,948.00
Botany Division	15,792.00
Forest Products Division	5,967.00
RS & M Division	1,281.00
Silviculture Division	20,448.00
Total	317,874.34



Annexure 5 of Bank Balances as on 31-3-99

Account No.		
4524	DDO (Admin)	802,128.95
2859	Revenue	743,798.59
3498	Contoller (Pension Cell)	233,793.00
3491	-do-	72,499.00
3661	-do-	467,402.00
3470	-do-	1,535,754.00
3660	-do-	1,553,671.00
3354	UNDP	346,249.68
155-C	-do-	102,630.86
111 - SBI	(New York) - UNDP	869.74
9379	Coimbatore	284,000.00
9380	-do-	405,253.00
9377	-do-	180,000.00
	(APFDC Fund) -do-	1,054,303.50
4730	Bangalore	809,700.85
4883	-do-	684,314.00
597	Jabalpur (Ford Foundation)	1,764,440.56
101	Jabalpur	11,026,310.00
102	-do-	(55,635.00)
598	-do-	47,206.00
951	-do-	498,683.00
1011	-do-	60,000.00
14052	Jodhpur	3,067,104.00
50135	-do-	4,050.00
28085	-do-	1,401,898.00
3499	-do-	2,741.00
17026	-do-	997,898.00
14057	-do-	200,000.00
3464	-do-	54,400.00
2946	Jorhat	1,775,544.00
3365	-do-	62,228.00
3153	-do-	1,895.00
12409	Ranchi	610,641.58
11385	-do-	14,646.55
8665	(Allahabad Bank)-do-	2,441.85
12356	-do-	101,150.27
SBI	Current A/c-do-	500.00
13029	Shimla	729,075.00
6606	-do-	930.00
1232	Allahabad	10,179.20
101	-do-	5,513.52



823	-do-	1,944.00
5858	Chhindwara	785,345.00
6035	-do-	764.00
10642	Hyderabad	127,639.10
2838	A.O. FRI	367,294.55
2786	-do-	548,447.00
2841	Botany Division	130,036.00
2840	Forest Product Division	350,911.85
20973	RS & M Division	2,814.00
2839	Silviculture Division	1,642,427.62
4430	Silviculture(Pine Project)	2,496,844.00
World Bank		
3725	DDO (WBP)	31,298,428.55
4525	DDO (Admin)	733,621.98
8901	Coimbatore	4,428,846.00
5574	Bangalore	2,107,659.10
654	Jabalpur	6,774,316.00
709	-do-	26,334.00
14054	Jodhpur	6,939,683.00
3810	Jorhat	683,132.57
13266	Ranchi	2,232,953.00
13032	Shimla	623,049.00
1231	Allahabad	741,602.89
6307	Chhindwara	541,970.00
10653	Hyderabad	141,235.00
4185	A.O. FRI	18,941,110.00
4186	Botany Division	818,508.00
4193	Forest Product Division	590,924.00
21266	RS & M Division	271,278.80
4190	Silviculture Division	418,135.00
	Total	118,427,462.71

Annexure 6 of Fixed Deposits as on 31-3-99

DDG (Admin) (Forest Policy)	6,900,000.00
Controller (Pension Cell)	251,501,976.00
TDR New York Bank (UNDP)	746,940.00
Jodhpur (FAO)	245,069.00
Coimbatore (World Bank)	10,000,000.00
Hyderabad (World Bank)	400,000.00
Total	269,793,985.00



ANNEXURE 7: World Bank Expenses

PAYMENTS	Amount
A. Investment Cost	
1. By Civil Works	
Buildings	25,197,708.00
Multi Garden (PSIP)	1,499,919.00
Shade HS, Green HS, Mist chamber (PSIP)	2,954,797.00
Nursery (PSIP)	2,966,967.00
Sub Total	32,619,391.00
2. By Equipments	
i) Project Equipments (Project wise)	652,478.00
ii) Library Equipments	
a) Books	5,429,307.00
b) Journals	9,884,742.00
c) Publication	353,984.00
d) Binding	136,282.00
e) Bar Code Prep.	6,105.00
f) CD's	1,505,704.00
g) VSNL	19,575.00
Sub Total	17,335,699.00
iii) Building Furniture	762,474.00
iv) Extension Equipments	
a) Photocopier	353,820.00
b) Audio Visual Equipments	1,053,853.00
Sub Total	1,407,673.00
v) Computer Local Shopping	326,024.00
vi) Tissue Culture Equipments	945,719.00
Sub Total	1,271,743.00



vii) ICFRE HQ. Equipments	
a) Furniture	1,125,520.25
b) Office Equipments	881,087.00
c) Computers	7,077,903.00
d) Software	84,800.00
e) Lan Area Networking System	7,251,386.00
	Sub Total
	16,420,696.25
viii) PSIP Equipments	
a) Green HS, Shade HS, Mist Chamber	440,307.00
b) Multi Garden	1,617,695.00
c) Misc Equipments	927,905.00
d) Nursery Equipments	3,175,539.00
	Sub Total
	6,161,446.00
ix) DU Equipments	
a) Furniture	1,106,680.00
b) Office Equipment	130,379.00
c) Lab Equipment	15,260.00
	Sub Total
	1,252,319.00
x) Statistics Equipments	
a) Office Equipment	225,000.00
b) Furniture	120,369.00
	Sub Total
	345,369.00
Grand Total Equipments	45,609,897.25
3. Vehicle	281,384.70
4. Intenational Technical Assistance	19,815,920.00
5. Studies & Consultancy	
a) Winrock	



b) ICFRE	
i) Education	210,000.00
ii) Media Specialist	18,572.00
iii) Legal Advisor	22,530.00
iv) Instrumentation	-
v) Research Grant Supervision	356,349.00
vi) Grey Literature	924,538.00
vii) Research Writing	-
viii) Visiting Faculty	714,947.00
ix) Coordinator	810,075.00
x) Curriculam Review	-
xi) Statistics	570,000.00
xii) PSiP	220,550.00
xiii) Others	227,911.00
	Sub Total
	4,075,472.00
6. Local Training	
a) Project Related LT	59,096.00
b) Other Training	1,414,266.20
c) ICFRE (Research Priority)	2,401,999.50
d) Library	17,000.00
e) JRF	5,985,916.00
f) SRF	401,269.00
g) RA/PDF	678,809.00
	Sub Total
	10,958,355.70
7. International Training	
a) ICFRE Component	40,000,000.00
b) MOEF	-
	Sub Total
	40,000,000.00
8. Plant Establishment	
a) SS Culling/SPA	4,293,260.80
b) CSO (Multi)	-
c) CSO (Clonal orchard)	1,135,149.00
d) SSPA (Seed)	-
e) SSPA (Planting)	2,755,717.00



f) Model Nursery	864,187.75
g) Multifunction Garden	-
Sub Total	9,048,314.55
9. RGF	6,918,370.00
10. ESF	5,380,970.12
Sub Total	12,299,340.12
11. Services (Extension)	
a) Contract Printing	411,611.50
b) Film Preparation	1,788,275.00
c) Video Preparation	-
d) Technical Demonstration	687,648.30
Sub Total	2,887,534.80
Total Investment Cost	177,595,610.12
B. Recurring Cost	
1. Salary & Allowances	
a) Extension	1,804,752.00
b) Library	884,889.00
c) Statistics	1,175,217.00
d) ICFRE HQ.	7,723,433.00
e) Student Grant	692,028.00
f) SS Collection	412,656.00
g) CPT Collection	348,369.00
h) DU	106,061.00
Sub Total	13,147,405.00
2. O & M	
a) Civil Works	1,629,950.00
b) Equipments	8,152,870.15
c) Vehicles	5,150,094.80
d) Plant Est. (PSIP)	-
e) Nursery	-



f) SS Culling/SPA	348,959.70
g) CSO (Multi)	-
h) CSO (Clonal orchard)	873,219.00
i) SSPA (Seed)	-
j) SSPA (Planting)	1,061,761.00
k) Multificaltion Garden	548,859.00
Sub Total	17,765,713.65
3. Research Operation	
a) Research Expenses	9,646,264.50
b) Office Expenses	732,534.00
c) Field Expenses	279,482.00
Sub Total	10,658,280.50
Total Recurring Cost	41,571,399.15
Grand total	219,167,009.27



Annexure 8 of Capital Fund

Opening balance as per last Balance Sheet	859,621,144.00
	859,621,144.00

Annexure 9 of General Fund

As per last Balance Sheet	737,028,733.00
Add: Excess of Income over expenditure	331,579,914.43
Add: Excess of Receipts over payments - Controller of Accounts Fund Account	50,436,405.00
	1,119,045,052.43

Annexure 11 of Amount Payable to PAO (F)

GPF Subs/Advance	106,911.00
HBA	68,012.00
Interest on Scooter & Car Adv.	10,675.00
Scooter Advance	(1,800.00)
Group Insurance	(4,080.00)
Interest on HBA	(1,125.00)
	178,593.00



Annexure 10 of current liabilities

APFDC	1,054,303.50
Deemed University	634,675.00
Earnest Money Deposits	1,788,977.75
Audit Fees	
Payable AG/AO	
GIS	90.00
Payable to Staff	
Saving fund	50,559.00
Death Claims	93,827.00
Income tax	30,282.00
Cultural Socelty	1,980.00
SAIL	656,083.00
IFS Compulsory Course	66,154.00
Bio Technology	65,000.00
Handicraft Consultancy	200,000.00
UGC JRF	5,000.00
Nursery Tech. Course	49,899.00
Seed Technology Course	33,934.00
Training Fees	130,867.00
Agro Technology	512,320.00
INBAR	23,772.55
FRI Consultancy	180,000.00
Medical Plant (CSDA)	448,504.00
IFFDC	57,485.00
Professional Tax	100.00
Staff Association Fees	120.00
Acer Nursery - FRI	15,861.00
Interest on FDRs	391,193.76
CGHS	600.00
International Training (FREEP)	5,100,000.00

11,591,587.56



Annexure 12 of Fixed Assets

Particulars	W.D.V. as on 01-04-98	Additions during the year	Adjustments	W.D.V. as on 31-03-99
Land	5,072,750.00	-	-	5,072,750.00
Scientific Equipment	136,618,253.00	3,237,350.50	-	139,855,603.50
Furniture	15,297,109.00	15,313.00	-	15,312,422.00
Books & Journals	60,512,623.00	539,929.31	-	61,052,552.31
Vehicles	12,626,437.00	-	-	12,626,437.00
Building	349,956,898.00	7,484,312.00	9,104,551.00	366,545,761.00
Office Equipment	46,926,942.00	392,821.00	-	47,319,763.00
Tools & Equipment	15,874,874.00	1,471.00	-	15,876,345.00
Electrical Fitting	-1,472,804.00	-	-	1,472,804.00
UNDP Assets				
Vehicles	149,280.00	-	-	149,280.00
Equipment	432,124.00	468,948.76	-	901,072.76
Furniture	17,582.00	-	-	17,582.00
Books & Journals	1,826,098.00	-	-	1,826,098.00
Electrical Fitting	4,032.00	-	-	4,032.00
FORD FOUNDATION Assets				
Vehicles	834,261.00	-	-	834,261.00
Equipment	248,902.00	11,200.00	-	260,102.00
R.D.P. Assets				
Tools & Equipment	33,850.00	-	-	33,850.00
Scientific Equipment	329,654.00	-	-	329,654.00
WORLD BANK Assets				
Civil Works	119,345,580.00	32,819,391.00	11,465,921.00	163,430,892.00
Equipment	155,061,579.00	27,180,805.00	-	182,242,384.00
Books & Journals	7,827,569.00	15,314,049.00	-	23,141,618.00
Furniture	1,764,238.00	3,115,043.25	-	4,879,281.25
Vehicles	21,609,566.00	281,384.70	-	21,890,950.70
NABARD Assets				
Scientific Equipment	20,000.00	-	-	20,000.00
IDRC Assets				
Equipment	1,095,852.00	-	-	1,095,852.00
Furniture	29,444.00	-	-	29,444.00
Himalayan Pine Assets				
Equipment	-	3,657,124.00	-	3,657,124.00
Vehicles	-	1,563,666.00	-	1,563,666.00
Total	954,988,299.00	95,882,808.52	20,570,472.00	1,071,441,579.52



Annexure 13 of Buildings and Works in Progress

Work In Progress:-

Plan

Opening Balance	68,611,450.00	
Less: Amount Capitalised	9,104,551.00	59,506,899.00

World Bank Project

Opening balance	91,478,000.00	
Less: Amount Capitalised	11,465,921.00	80,012,079.00

139,518,978.00

Annexure 14 of Advance for Capital Expenditure

Advance for Staff Quarters

CPWD	7,001,881.00
------	--------------

Advance to CPWD

Civil	39,049,732.00
Building	52,639,212.00
Electric	10,621,900.00
Advance for fixed Assets	63,745,701.00

Advance to CCU

World Bank/Plan	211,840,000.00
Journals	17,487.00

384,915,913.00



Annexure 15 of Advance Recoverable from PAO

GPF Advance	2,631,678.00
Pension Advance	231,215.00
CGEGIS	1,466,360.00
DCRG	3,777,739.00

8,106,992.00

Annexure 16 of Advance Recoverable from staff

Forest Advance	1,693,982.15
Festival Advance	1,264,318.00
House Building Advance	6,677,861.00
Car Advance	1,191,397.00
Scooter Advance	2,416,301.00
Cycle Advance	269,538.00
Medical Advance	35,545.00
Group Insurance	5,010.00
T.A. Advance	564,555.00
LTC Advance	69,292.00
GPF Advance/Subs. (Others)	125,264.00
Pay Advance	22,345.00
Fan Advance	500.00
Computer Advance	64,650.00
Flood Advance	243,400.00
GPF Advance	80,000.00

14,723,958.15



Annexure 17 of other Advances

Deemed University	9,070.00
DAVP	500,000.00
Letter of Credit	21,846,065.00
Paid to other Office	(21,538.00)
APFDC	18,094.00

22,351,691.00

Annexure 18 of World Bank Expenses

A. Investment Cost

1. International tech. Asstt.	19,815,920.00
2. Studies and Consultancy	4,075,472.00
3. Local Training	10,958,355.70
4. International Training	40,000,000.00
5. Plant Establishment	9,048,314.55
6. RGF	6,918,370.00
7. ESF	5,380,970.12
8. Services (Extension)	2,887,534.80
Total	99,084,937.17

B. Recurring Cost

1. Salary & Allowances	13,147,405.00
2. O & M	17,765,713.65
3. Research operation	10,658,280.50
Total	41,571,399.15

Grand Total **140,656,336.32**



Annexure 19 Recoverable form Controller of Accounts, ICFRE

GPF Advance	1,194,859.00
Prov. Pension	110,256.00
DCRG	4,405,058.00
GPF Part/Final Payment	263,891.00

5,974,064.00

Annexure 20 Amount payable to Controller, Pension Cell, ICFRE

GPF Subs/Refund	40,403,829.00
GSLIS	45,080.00
Pension Contribution	6,558,679.00

47,007,588.00

